

# ACCOLADE XT

2025 SUPER CLASS C DIESEL MOTORHOME



2025 ENTEGRA COACH ACCOLADE XT

  
ENTEGRA  
COACH



## INTERIOR DÉCOR

### WOOD OPTIONS

Arcadian Ash

Huntington

Wood Countertops Porcelain Tile

Wood Countertops Porcelain Tile



### FABRIC OPTIONS

Cold Spring

Warm River

Accent Valance Furniture

Accent Valance Furniture

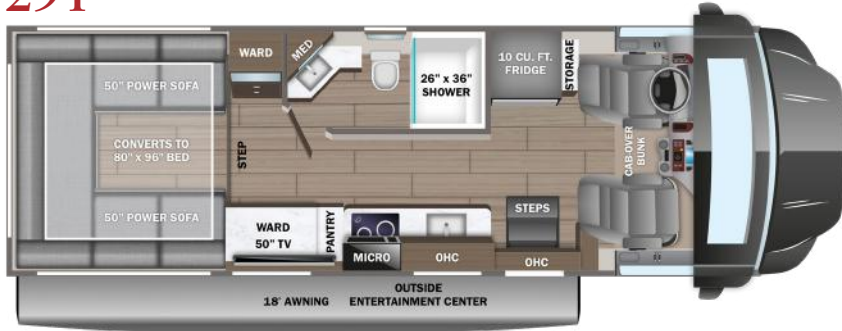




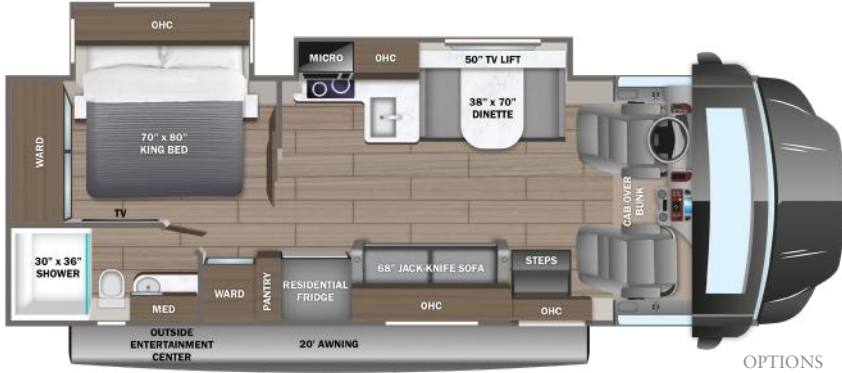
# 2025 ACCOLADE XT

## Diesel Super Class C Motorhome

29T



32U






OPTIONS  
A AND C

35L



OPTIONS  
B AND C

### OPTIONS

- A  68-inch Power Theater Seating
- B  60-inch Power Theater Seating
- C  15 cu. ft. 12V refrigerator

### PAINT SELECTIONS



Alpine Byrum Full-Body Paint



Backwoods Desertscape Full-Body Paint



Desert Dune Full-Body Paint



Parched Earth Full-Body Paint



Spring Rain Full-Body Paint

# ACCOLADE XT

# Standards & Options

## CUSTOMER VALUE PACKAGE

E-Z Drive™ Premier: Computer-balanced driveshaft, heavy-duty front and rear stabilizer bars, Koni® shocks  
 One-piece, seamless, fiberglass rear cap with auxiliary flood lights (32U, 35L)  
 Automotive-bonded, panoramic window in front cap with power shade  
 15,000 BTU A/C unit with heat pump and second 13,500 BTU A/C unit  
 Electric, wind-sensing, legless patio awning with LED lights  
 2,000W pure sine wave inverter  
 200W solar panel with dual controller  
 Starlink satellite internet system  
 Backup and side-view cameras  
 Two-burner induction cooktop  
 10 cu. ft. 12V refrigerator (29T)  
 18 cu.ft. residential refrigerator (32U, 35L)  
 Convection microwave oven

## STANDARD CHASSIS EQUIPMENT

Ford® F550 4x4 chassis (29T)  
 Ford® F600 4x4 chassis (32U, 35L)  
 GVWR - 19,500 lb. (29T); 22,000 lb. (32U, 35L)  
 GCWR - 31,500 lb. (29T); 34,000 lb. (32U, 35L)  
 6.7L Power Stroke V8 Turbo diesel engine with block heater  
 - 330 HP at 2,200 RPM and 950 ft. lb. torque at 1,800 RPM  
 10-speed automatic transmission  
 332-amp alternator (dual)  
 All-terrain tires - 245/70R19.5 (225/70R19.5 on F550 chassis)  
 HiSpec matte black aluminum rims  
 2 in. BDS radius arm suspension lift  
 12,000 lb. rear hitch receiver  
 7-pin plug  
 Hellwig® helper springs (29T)  
 Ford® AdvanceTrac® with RSC® (roll stability control) and trailer sway control  
 Integrated trailer brake controller  
 Single chassis battery (750 CCA 78 AH)  
 Dual fuel tanks (26.5 gal. and 40 gal.)

## STANDARD EXTERIOR EQUIPMENT

TuffShell™ vacuum-bond laminated roof, floor and sidewalls  
 Bead-foam insulation (R-24 max roof, R-9 max floor, R-8 max walls)  
 One-piece, seamless, crowned fiberglass roof  
 Lippert™ 4000 series frameless bonded windows  
 Premium Sikkens full-body paint  
 Automatic hydraulic leveling jacks  
 Electric-powered entrance steps  
 Slideout cover awnings  
 Exterior entertainment center with outside speakers, LED HD Smart TV and Bluetooth® receiver  
 Winegard® In-Motion satellite dish

Full pass-through storage compartments with lockable slam latch doors  
 Flush-mount LED marker lights  
 Third brake light  
 Roof ladder  
 KING Jack™ antenna  
 Cable TV hookup with RG-6 coax  
 6,000W diesel generator and auto-gen start  
 (2) 6V AGM house batteries  
 Transfer switch with reverse polarity protection  
 50-amp service  
 Powered cord reel  
 24.5 gal. propane tank (83 lb.)  
 LP quick-connect hookup  
 Exterior utility center  
 Winterization drain system  
 Outside shower and black tank flush  
 12V demand water pump  
 Water filtration system

## STANDARD COCKPIT EQUIPMENT

Ford® SYNC® 4 infotainment center with Apple® CarPlay™ and Android Auto™  
 Audible lane departure warning  
 Pre-Collision Assist® with automatic emergency braking (AEB)  
 SOS Post Crash Alert System™  
 Driver and passenger airbags  
 Safety Canopy® system with roll-fold side-curtain airbags  
 Remote keyless entry and perimeter anti-theft alarm  
 SecuriLock® anti-theft ignition  
 Quad dual-beam halogen headlights  
 Rainlamp wiper activated headlights  
 Remote start  
 Adjustable gas/brake pedals  
 Individual tire pressure monitoring system (TPMS) (N/A on F550 chassis)  
 Cruise control  
 Power windows and door locks  
 Auxiliary start switch  
 8-way power driver seat  
 Tilt steering wheel  
 Privacy curtains for cab area

## STANDARD INTERIOR EQUIPMENT

Custom-molded ABS surround in cab-over area  
 Overhead bunk with 750 lb. capacity  
 Firefly Multiplex system - wall-mounted touchscreen and mobile app for total coach control  
 84 in. interior ceiling height with padded vinyl ceiling  
 High-intensity, recessed LED ceiling lights  
 Integrated day/night cassette shades  
 Raised-panel hardwood cabinet doors and drawer fronts

Deluxe hidden cabinet hinges  
 Ball-bearing drawer guides  
 30,000 BTU auto-ignition furnace  
 10 gal. gas/electric water heater  
 Entegra-exclusive, easy-operation legless dinette table (32U, 35L)  
 2-point lap safety belts in all designated seating locations  
 Car seat tethers (select floorplans)  
 LED HD Smart TV in living area  
 JBL® audio system  
 Smoke alarm  
 Carbon monoxide detector  
 Fire extinguisher  
 LED-lit, solid-surface kitchen countertops with recessed stainless steel sink and sink covers  
 Pull-out countertop extension (select models)  
 Rear U-shaped power sofa converts to 80 in. x 96 in. bed (29T)  
 Walk-around, king-size bed with bedspread and nightstands (32U, 35L)  
 LED HD Smart TV in bedroom (32U, 35L)  
 Furrion® electric fireplace in bedroom (35L)  
 Under-bed storage (select models)  
 Large wardrobes  
 Decorative shower surround with glass door, skylight and light  
 Macerating porcelain toilet  
 Powered roof vent in bathroom with wall switch

## OPTIONS

Ford® F600 chassis upgrade (29T)  
 Power theater seating  
 15 cu. ft. 12V refrigerator  
 Combination washer/dryer (35L)  
 Canadian Shaw® TRAV'LER® satellite dish  
 Winegard® TRAV'LER® satellite dish - DIRECTV®



## NO ONE OFFERS A BETTER WARRANTY

At Entegra Coach, we build our RVs to handle every adventure, then back them with our industry-leading 2+3 limited warranty. Our 2-year limited warranty has you covered for 2 camping seasons. That's 730 days. In addition, our 3-year structural limited warranty has you covered for 3 camping seasons or 1,095 days. You won't find a better limited warranty in the business, because the only strings we attach are those that deliver the ultimate in reliability. For a copy of our 2-year limited + 3-year structural limited warranty with complete terms and conditions, please contact your local Entegra Coach dealer.

It is important for your safety and enjoyment that you are aware of the weights and tow ratings of the RV you select. Consult a competent advisor for questions or advice. Whether you are new to RVing or a veteran, get a feel for the performance of your RV before heading out on the roadways. When you tow a vehicle with your RV, you must drive differently than when you drive a single vehicle. Practice hooking up, driving, backing up and braking in a safe environment or seek out professional instruction. Jayco affixes a weight label to each RV which lists weight information for that vehicle. Refer to that label to verify the vehicle will meet your requirements. Gross Vehicle Weight Rating (GVWR): The maximum permissible weight of the motorhome, including the Unloaded Vehicle Weight (UVW) plus passengers, personal items, all cargo, fluids, options and dealer-installed accessories. The GVWR is equal to or greater than the sum of the UVW and the Cargo Carrying Capacity. Gross Combined Weight Rating (GCWR): The maximum allowable combined weight of the motorhome used as a tow vehicle and the attached towed vehicle.

Floorplan	GVWR (lbs.)	GCWR (lbs.)	Wheel Base	Overall Length	Exterior Height w/ A/C & Satellite	Exterior Width	Interior Height	Fresh Water Capacity (gal.)	Grey Waste Water Capacity (gal.)	Black Waste Water Capacity (gal.)
29T	19,500	31,500	205"	29' 10"	12' 6"	101"	84"	72	43	30
32U	22,000	34,000	227"	34' 2"	12' 6"	101"	84"	42/22	38	30
35L	22,000	34,000	258"	37' 3"	12' 6"	101"	84"	42/22	30	30



LaMesaRV.com  
 800-496-8778



Part of Jayco Family of Companies

Entegra Coach, Inc., P.O. Box 460, Middlebury, IN 46540, www.entegracoach.com. See dealer for further information and prices. All information in this brochure is the latest available at the time of publication approval. Entegra Coach reserves the right to make changes and to discontinue models without notice or obligation. Photos in this brochure may show optional equipment and props for photography purposes. RVs built for sale in Canada may differ to conform to Canadian codes. ©2025 Entegra Coach, Inc. Printed in U.S.A. 2032943



entegracoach.com/accolade-xt

LEGACY ISN'T LEFT,  
 IT'S LIVED.